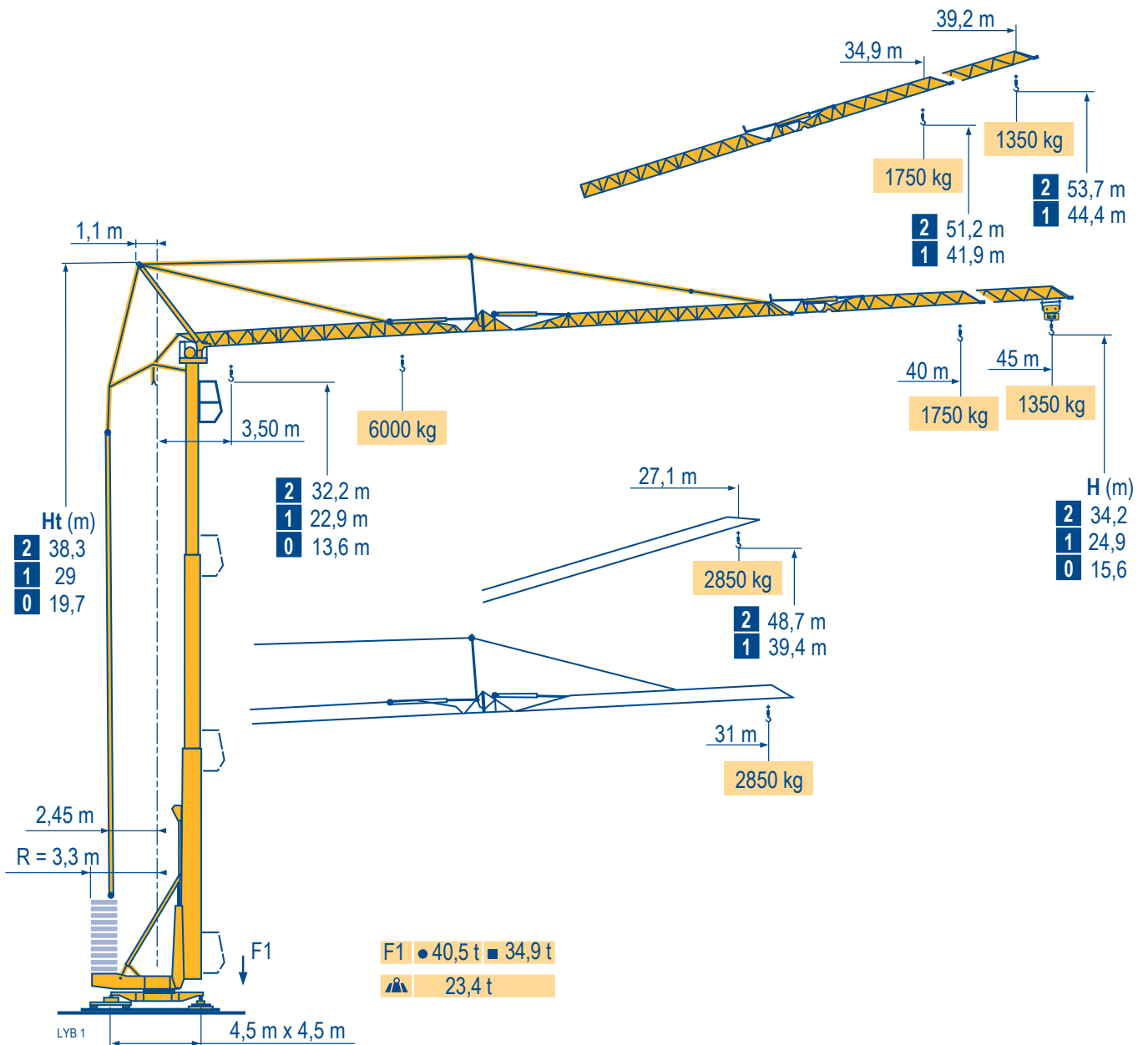


## HDT 80



Courbes de charges

Lastkurven

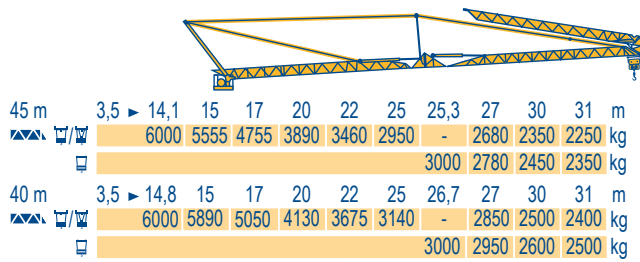
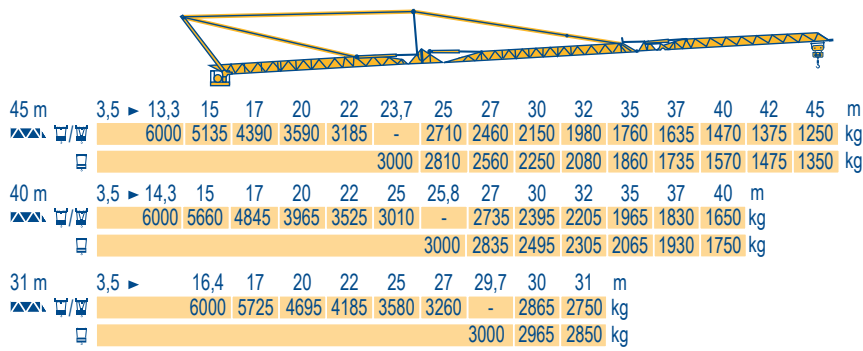
Load diagrams

Curvas de cargas

Curve di carico

Curva de cargas

LYB 1



Flèche relevée

Ausleger in Steilstellung

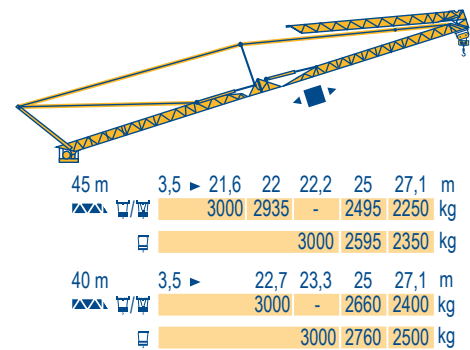
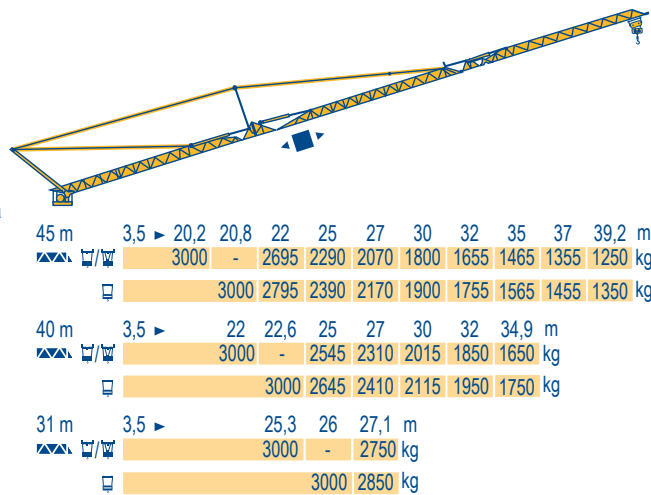
Luffing jib

Flecha izada

Braccio impennato

Lança inclinada

LYB 1



HDT 80



**F**

Chariot distributeur  
Réactions en service  
Réactions hors service  
A vide sans lest (ni train de transport) avec flèche et hauteur maximum.

**D**

Verfahrbare Laufkatze  
Reaktionskräfte in Betrieb  
Reaktionskräfte außer Betrieb  
Ohne Last, Ballast (und Transportachse), mit Maximalausleger und Maximalhöhe.

**GB**

Traversing trolley  
Reactions in service  
Reactions out of service  
Without load, ballast (or transport axes), with maximum jib and maximum height.

**E**

Carro distribuidor  
Reacciones en servicio  
Reacciones fuera de servicio  
Sin carga, sin lastre, (ni tren de transporte), flecha y altura máxima.

**I**









Carrellino distributore  
Reazioni in servizio  
Reazioni fuori servizio  
A vuoto, senza zavorra (ne assali di trasporto) con braccio massimo e altezza massima.

**P**

Carro distribuidor  
Reacções em serviço  
Reacções fora de serviço  
Sem carga (nem trem de transporte)- sem lastro com lança e altura máximas.

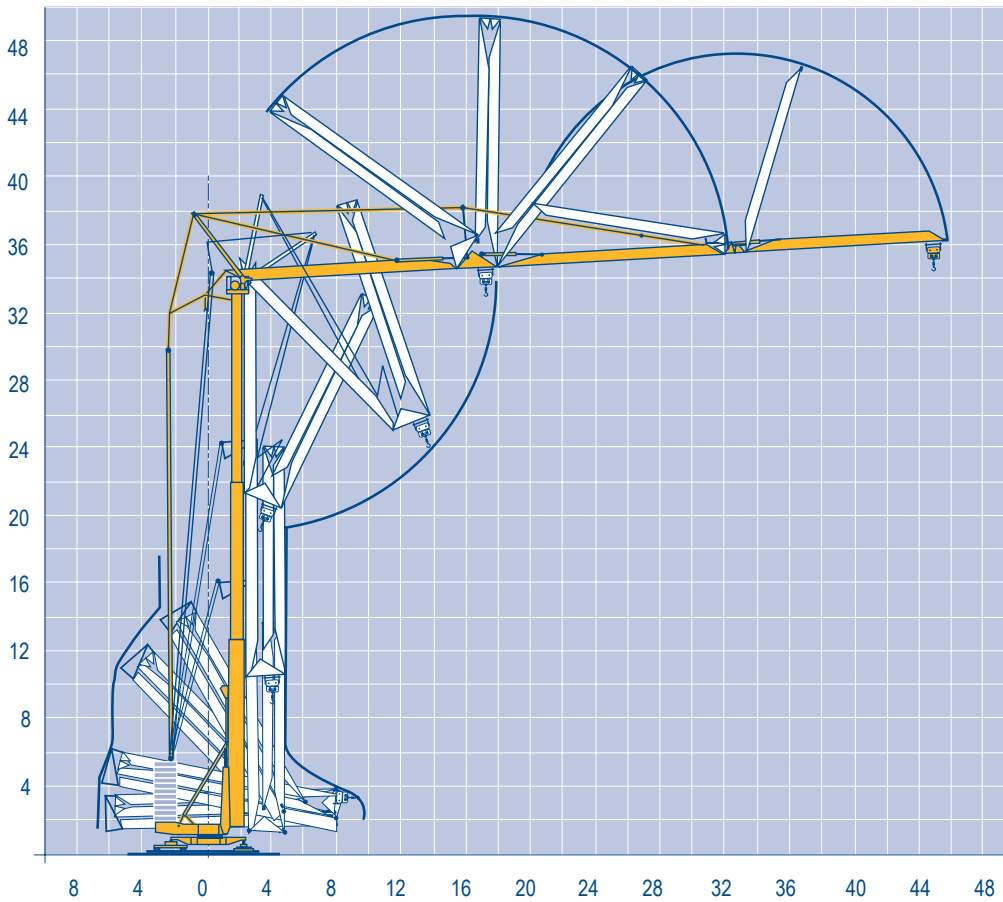
Mécanismes  
Antriebe  
Mechanisms  
Mecanismos  
Meccanismi  
Mecanismos

LYB 4

												ch - PS hp	kW		
	20 LVF 15	m/min	4	26	42	52	68	2	13	21	26	34	20	15	
		kg	3000	3000	1800	1400	700	6000	6000	3600	2800	1400			
	5 DVF 5	m/min	9 - 22 - 58 (3600 kg)					9 - 22 - 44 (6000 kg)					6,5	4,8	
	RVF+61	tr/min U/min rpm	0 → 0,8										8	5,9	
	TVDS 124	m/min	25										2 x 4	2 x 3	
		CEI 38			IEC 38										
		400V (+6% -10%) 50 Hz					20 LVF 15 : 35 kVA								

Montage  
Montage  
Erection  
Montaje  
Montaggio  
Montagem

LYB 1



HDT 80

POTAIN 

F



Levage  
Distribution  
Orientation  
Translation

D

Heben  
Katzfahren  
Schwenken  
Kranfahren

GB

Hoisting  
Trolleying  
Slewing  
Travelling

E

Elevación  
Distribución  
Orientación  
Traslación

I

Sollevamento  
Distribuzione  
Rotazione  
Traslazione

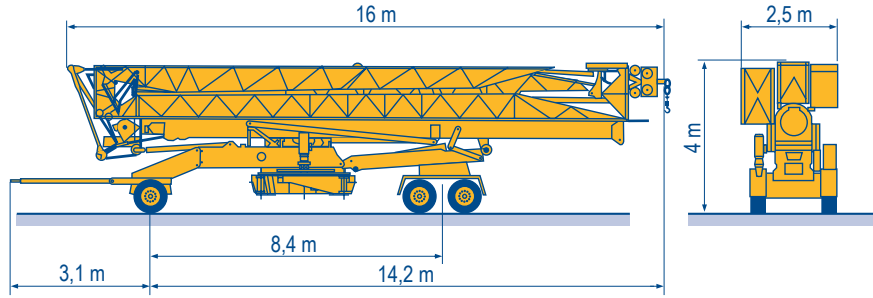
P

Elevação  
Distribuição  
Rotação  
Translação

Transport  
 Transport  
 Transport  
 Transporte  
 Trasporto  
 Transporte

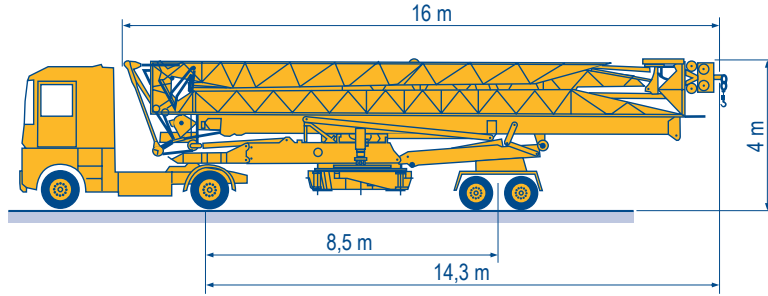
LYB 1

DJ126M/S215M



SL121/S215M

SL122/J215M



Document commercial non contractuel. Pour toute information technique se référer à la notice correspondante.

Unverbindliches Vertriebsdokument. Für technische Informationen, siehe die entsprechenden Anweisungen.

This commercial document is not legally binding. For any technical information, please refer to the corresponding instructions.

Documento commercial non contractuel. Para cualquier información técnica, ver la noticia correspondiente.

Documento commerciale non vincolante, per tutte le informazioni tecniche fare riferimento al catalogo istruzioni.

Documento comercial não contratual. Para qualquer informação técnica complementar consultar as respectivas instruções.

**Manitowoc**  
 Crane CARE

**POTAIN**   
 Manitowoc Crane Group



18, rue de Charbonnières - B.R.173  
 69132 ECULLY Cedex - France

Tél. : +33 (0) 4 72 18 20 20  
 Fax. : +33 (0) 4 72 18 20 00  
 www.manitowoccrane.com

**Americas**

Tel : +1 888 479 7278  
 Tel : +1 717 593 2000

**Europe - Middle East - Africa**

Tel : +33 (0) 4 72 81 50 00  
 Tel : +44 (0) 191 522 2000

**Asia - Pacific**

Tel : +65 6264 1188  
 Fax : +65 6862 4040

www.manitowoccrane.com

**HDT 80**

Code M-91985-39\_Réf. 2003 48 LYB 5

Copyright.Reproduction interdite © POTAIN 2003

Réalisation Secdoc